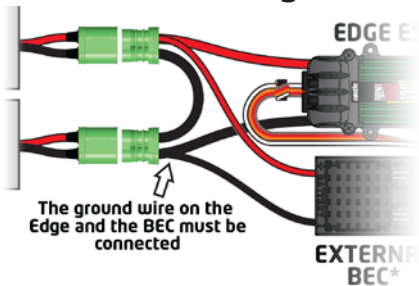
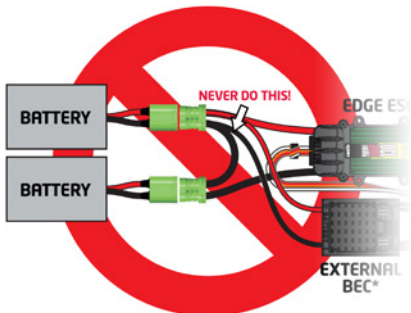


Alternative Wiring



Improper Wiring

DO NOT wire your BEC like the diagram below, wiring the BEC to a ground lead other than the Edge's ground could lead to ESC failure.



PHOENIX EDGE WIRING GUIDE



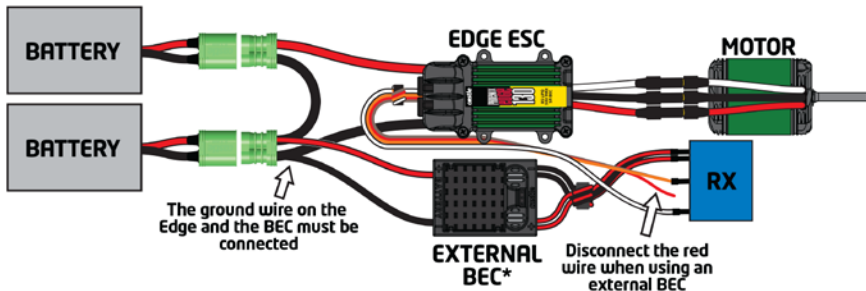
**READ FOR IMPORTANT
WARNINGS AND UPDATES**



Wiring your Edge ESC

When adding an external BEC* to your Edge you must make sure that the negative BEC lead is connected directly to the negative lead on your Edge ESC. Failure to properly wire the BEC can cause ESC failure. We recommend wiring the BEC like the diagram below due to the fact that the lower BEC input voltage will allow higher continuous current loads. Another advantage is that the lower battery pack can be connected before the upper pack to allow your receiver to power-up and bind before the Edge ESC is even powered. The Edge ESC contains an internal BEC, if an external BEC is needed then the RED wire on the servo lead must be disconnected.

Recommended Wiring



*An external BEC is recommended for helicopter classes larger than 450.

See back panel for additional information.